

DEVELOPMENT CONTROL PERFORMANCE STATISTICS

BEST VALUE INDICATOR BV109 - DETERMINING PLANNING APPLICATIONS

January 2007 Performance

In January 2007 there were 167 planning applications determined, with performance in each category as follows -

100% of major applications were determined within 13 weeks (2 out of 2)

88% of minor applications were determined within 8 weeks (42 out of 48 cases)

97% of other applications were determined within 8 weeks (114 out of 117 cases)

For an explanation of the categories see Appendix I

Year Performance – 2006/07

In 2006/07 up to the end of January there were 1703 planning applications determined, with performance in each category as follows -

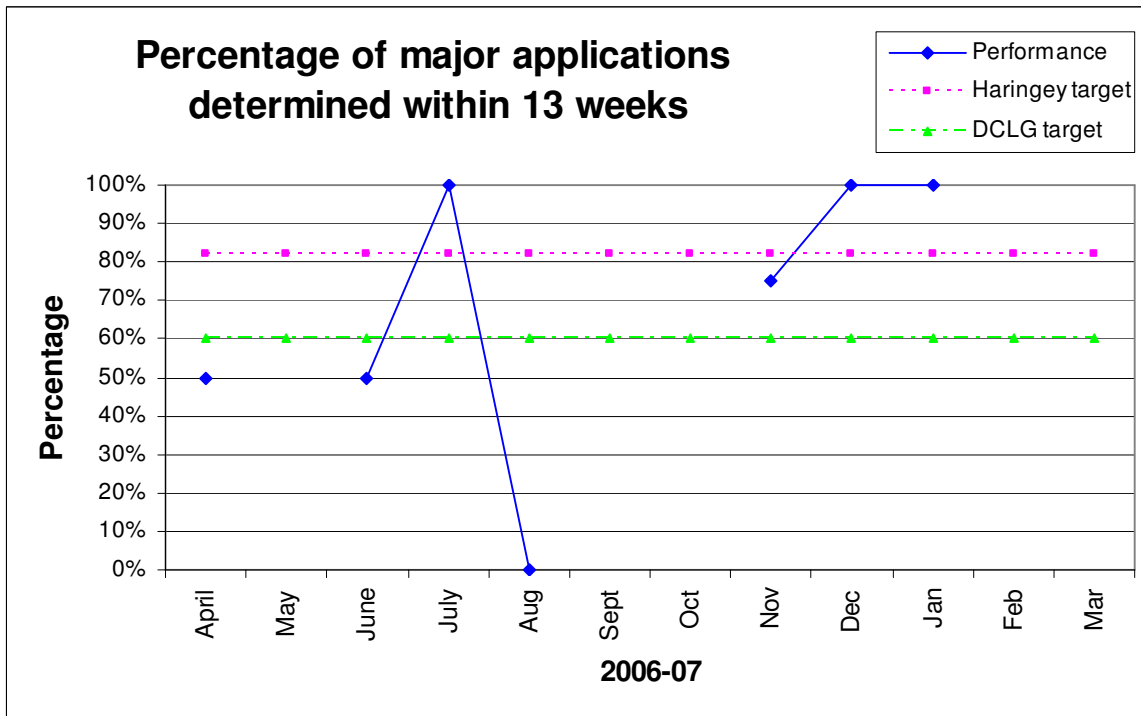
73% of major applications were determined within 13 weeks (11 out of 15 cases)

88% of minor applications were determined within 8 weeks (398 out of 451 cases)

91% of other applications were determined within 8 weeks (1128 out of 1237 cases)

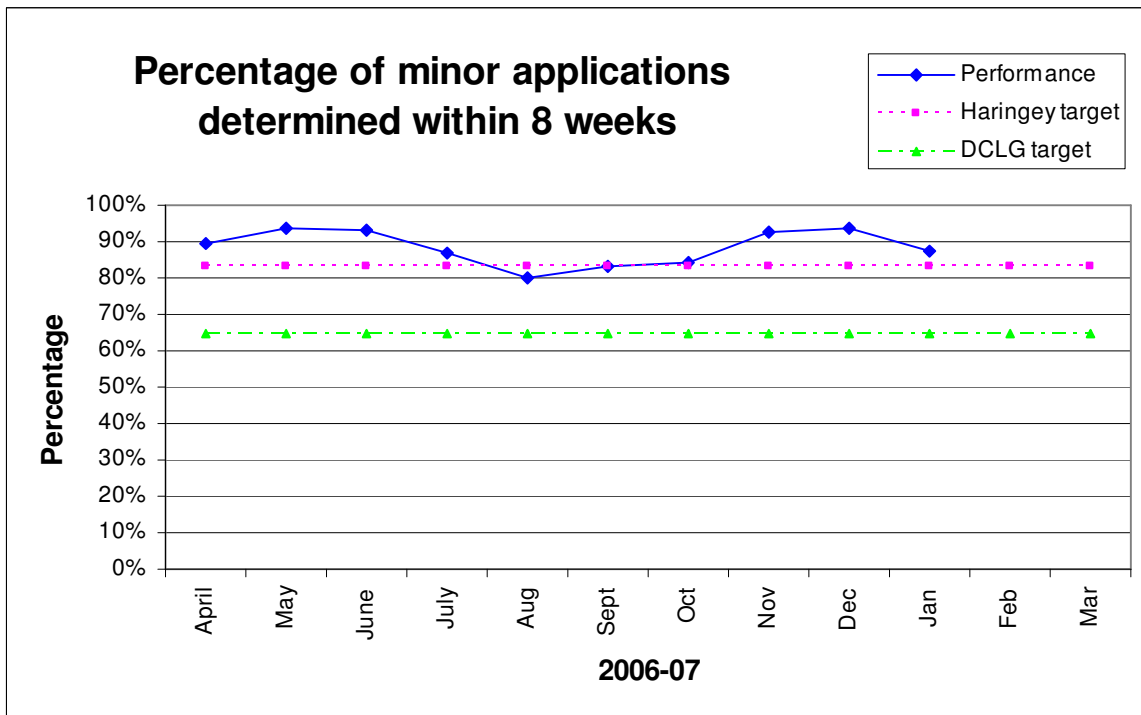
The monthly performance for each of the categories is shown in the following graphs:

Major Applications 2006/07

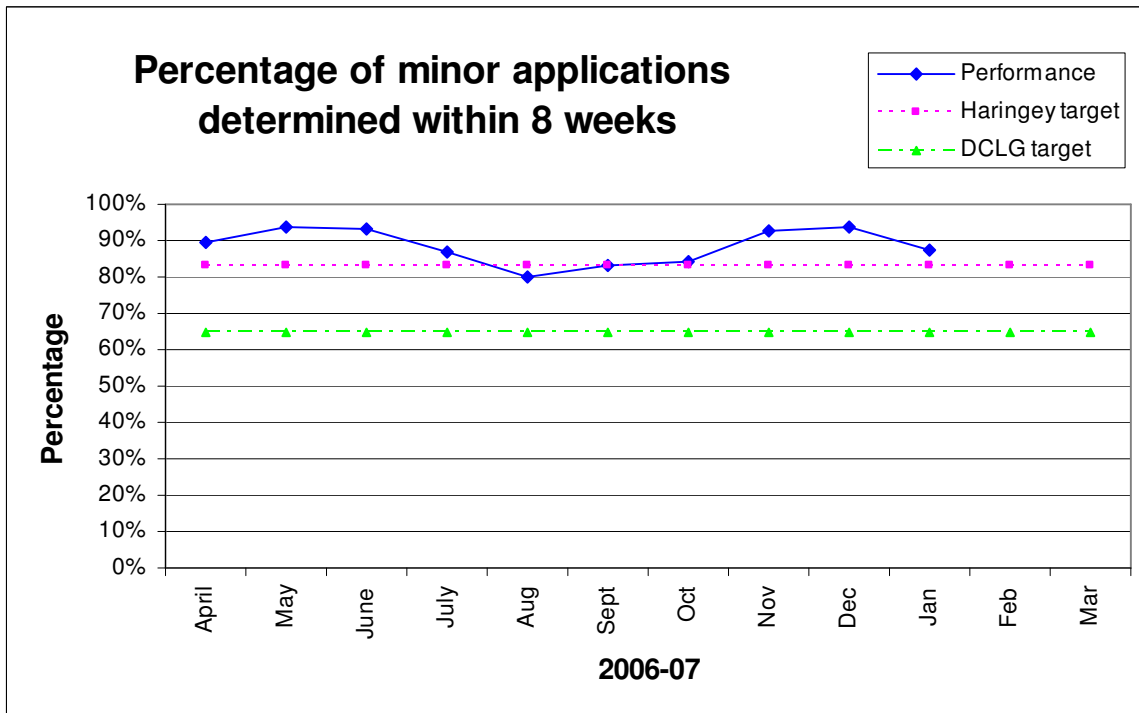


N.B. There were no major decisions in May, September or October 2006

Minor Applications 2006/07



Other applications 2006/07



Background/Targets

BV109 is one of the Department for Communities and Local Government (DCLG) Best Value indicators for 2006/07.

It sets the following targets for determining planning applications:

- a. 60% of major applications within 13 weeks
- b. 65% of minor applications within 8 weeks
- c. 80% of other applications within 8 weeks

Haringey has set it's own challenging targets for 2006/07 in relation to BV109. These are set out in PEPP Business Plan 2006-09 and are to determine:

- a. 82% of major applications within 13 weeks
- b. 83% of minor applications within 8 weeks
- c. 92% of other applications within 8 weeks

Appendix I

Explanation of categories

The BV109 indicator covers planning applications included in the DCLG PS1/2 statutory return.

It *excludes* the following types of applications - TPO's, Telecommunications, Reserve Matters and Observations.

The definition for each of the category of applications is as follows:

Major applications -

For dwellings, where the number of dwellings to be constructed is 10 or more
For all other uses, where the floorspace to be built is 1,000 sq.m. or more, or where the site area is 1 hectare or more.

Minor application -

Where the development does not meet the requirement for a major application nor the definitions of Change of Use or Householder Development.

Other applications -

All other applications, *excluding* TPO's, Telecommunications, Reserve Matters and Observations.

DEVELOPMENT CONTROL PERFORMANCE STATISTICS

GRANTED / REFUSAL RATES FOR DECISIONS

January 2007 Performance

In January 2007, excluding Certificate of Lawfulness applications, there were 138 applications determined of which:

62% were granted (86 out of 138)

38% were refused (52 out of 138)

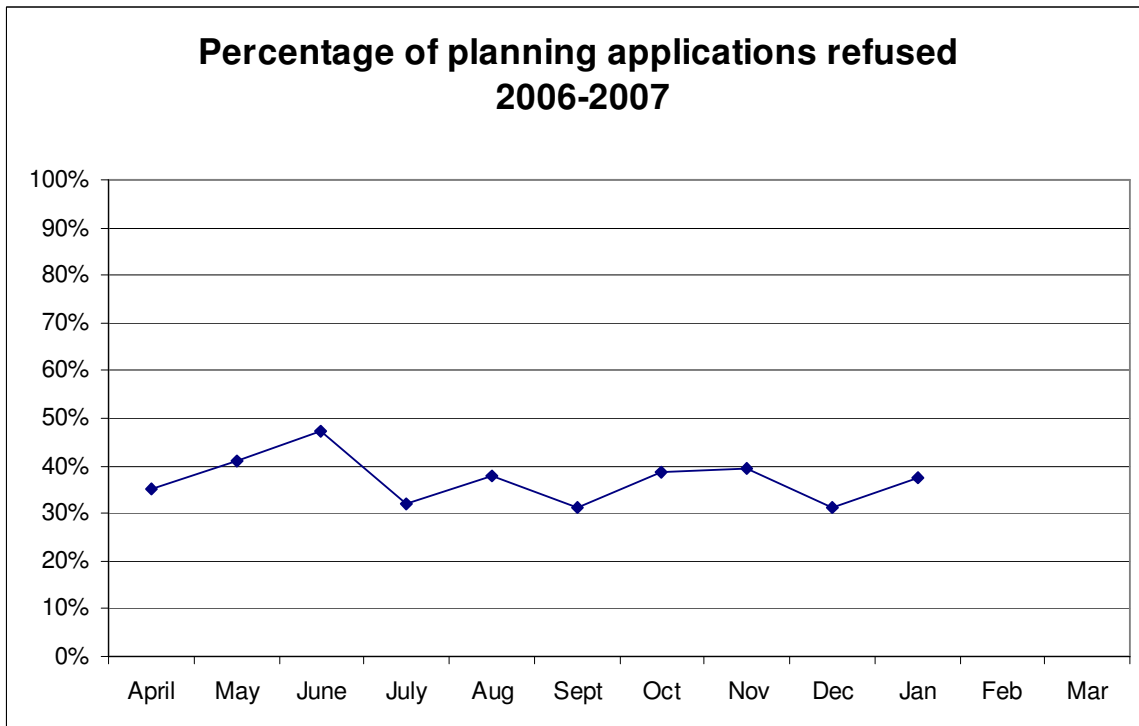
Year Performance – 2006/07

In 2006/07 up to the end of January, excluding Certificate of Lawfulness applications, there were 1,349 applications determined of which:

63% were granted (851 out of 1,349)

37% were refused (498 out of 1,349)

The monthly refusal rate is shown on the following graph:



DEVELOPMENT CONTROL PERFORMANCE STATISTICS

BEST VALUE INDICATOR BV204 - APPEALS AGAINST REFUSAL OF PLANNING PERMISSION

January 2007 Performance

In January 2007 there were 17 planning appeals determined against Haringey's decision to refuse planning permission, with performance being as follows -

24% of appeals allowed on refusals (4 out of 17 cases)

76% of appeals dismissed on refusals (13 out of 17 cases)

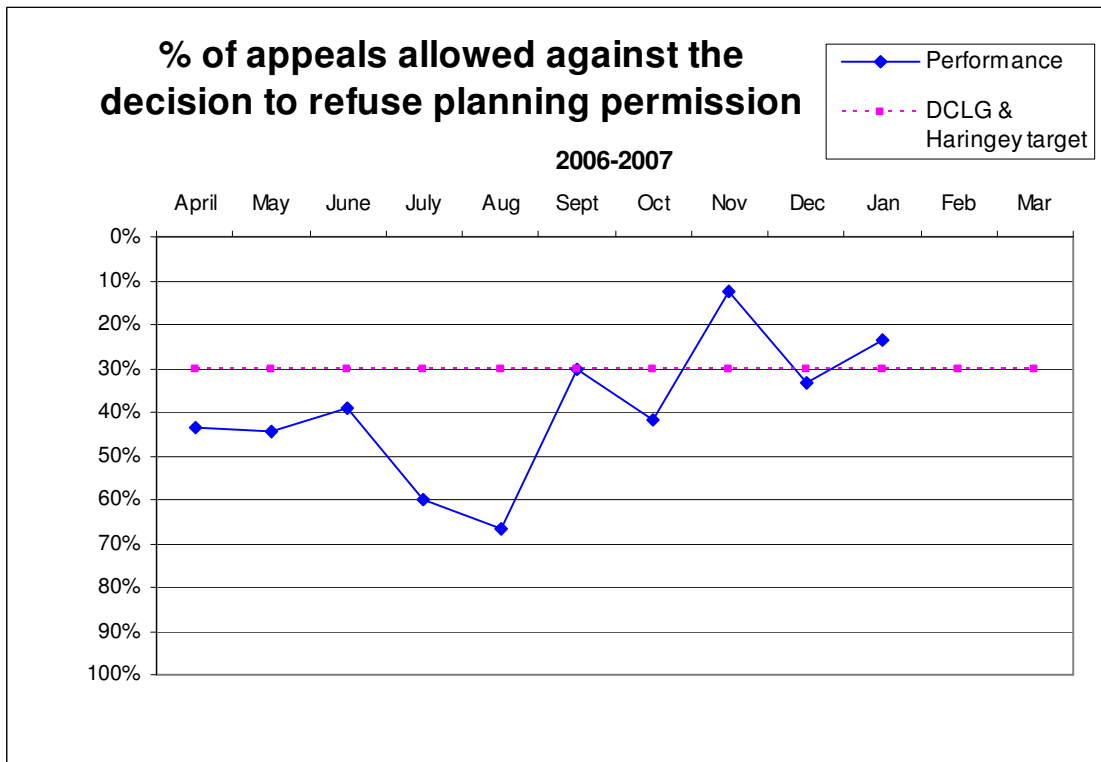
Year Performance – 2006/07

In 2006/07 up to the end of January there were 125 planning appeals determined against Haringey's decision to refuse planning permission, with performance being as follows -

37% of appeals allowed on refusals (46 out of 125 cases)

63% of appeals dismissed on refusals (79 out of 125 cases)

The monthly performance is shown in the following graph:



Background/Targets

BV204 is one of the Department of Communities and Local Government (DCLG) Best Value indicators for 2006/07.

It sets a target for the percentage of appeals allowed against the authority's decision to refuse planning permission.

The target set by DCLG for 2006/07 is 30%^

Haringey has set it's own target for 2006/07 in relation to BV204. This is set out in PEPP Business Plan 2006-09.

The target set by Haringey for 2006/07 is 30%

(^ The lower the percentage of appeals allowed the better the performance)